


الإتحاد السعودي للريشة الطائرة
Saudi Badminton Federation



Technical Regulations For Badminton sport club



A	Technical Requirement
1	Coaches
2	Facilities
3	Equipment
4	Safety
5	Competitions

B	Administrative Requirement
6	Membership
7	Fees
8	Violations & Penalties

A/ Technical Requirements



1. Coaches

1. Technical manger :

level 2 certificate from BWF

Coaches :

level 1 certificate from BWF .

- Or the introductory badminton trainers course provided by the Saudi Badminton Federation

In addition to the experience of 1 year of training practice.

Assistant Coach :

- Obtaining the introductory badminton coach provided by the Saudi Badminton Federation.

Or SHUTTLETIME certificate with a minimum of 2 years of practice experience.

2. Facilities

The number of court shall not be less than 4 legal badminton courts within a special badminton or multi-sports sports hall.

- If the gym or playgrounds are rented, please attach the contract when issuing the license or renewing the license.
- The club must have 1 coach and 1 assistant coach with a full-time contract
- The number of parking spaces shall not be less than 10 parking spaces and 1 parking space for people with disability
- The club should have men's toilets separate from women's toilets.
- Bathroom and changing room for men separate from the lady's area.

Appendix A:

General requirements:

- All playgrounds must be in a closed area.
- The diagonal length of the entire stadium = 14.723 meters.
- The court is used for singles and doubles.

1. Legal Badminton Court and its equipment:

1.2 The court must be rectangular. lines with a width of 40 mm and as shown in diagram A. The specific lines of the court should appear easily and preferably colored white or yellow.

1.3 All lines must be part of the area you specify.

1.4 The height of the posts from the pitch must be 1.55 meters, and they must remain vertical when the net is tightened as described in Law 10.1.

5.1 posts must be placed on the sideline of the doubles court, as shown in diagram A single or doubles games . The posts should not extend into the court behind the sidelines.

6.1 The net shall be made of dark soft rope, not less than 15 mm thick and not more than 20 mm.

7.1 net, width should be 760 mm. not more 6.10 meters in height.

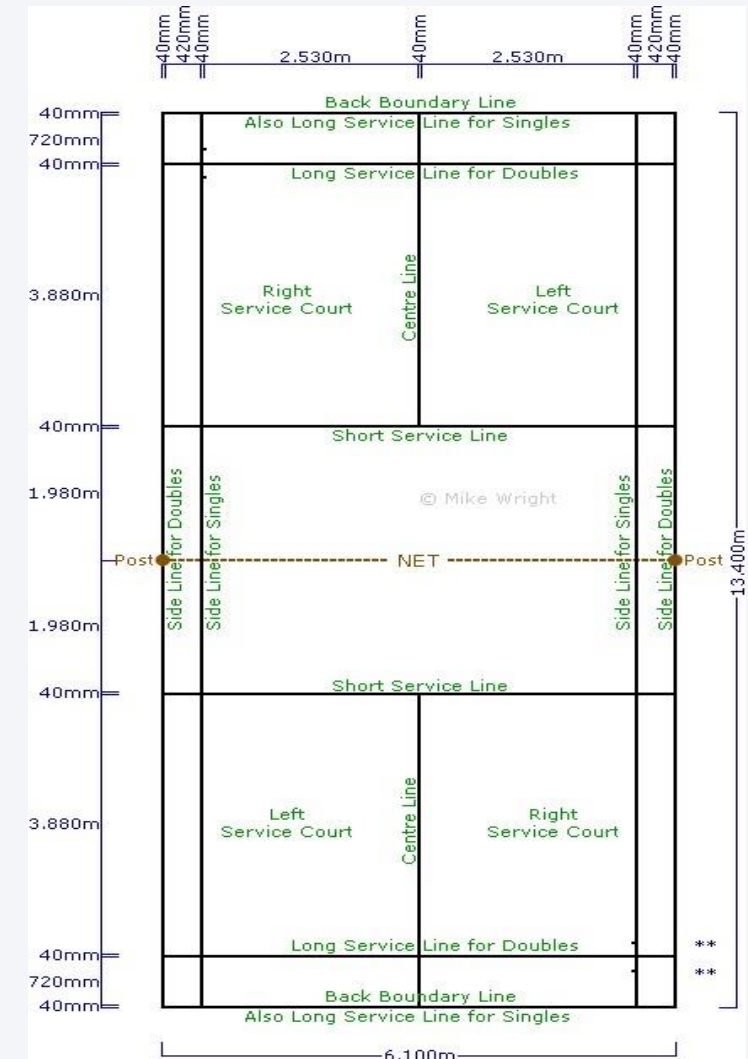
8.1 The top of the net shall be covered by a double white strip, bent 75 mm wide, into which the rope passes, and this strip shall tighten the rope or upwards.

9.1 The rope shall be stretched, flat with the top edge of the posts.

10.1 The height of the top of the net from the mid-court must be 1.524 meters, and 1.55 meters above the side lines of the doubles court.

Note:

- 1- The diagonal length of the entire stadium = 14.723 meters.
- 2- The stadium as seen above is used for singles and doubles play both.
- 3- ** shuttle speed test marks as shown in the diagram



Appendix B:



Approval floor :

the carpet for badminton courts should be as follows:

- 1- Legally planned rubber or parquet multi-sport floor.
- 2- Legally planned prefabricated floors (rug) approved by the BWF

Note:

Full rubber floors or prefabricated floors (rugs) must be certified by the BWF in terms of specifications and conditions



Appendix C:



Legal height (mm):

Academy	Measurements courts
9000	Minimum height above the court surface
13400	Length
6100	Width
2000	The space between the end of the court lines and the wall
2000	Measurements Space between opposing courts lengthwise
2000	Lateral space from the lines on the wall
2000	Space between courts
2000	The space between badminton courts and other courts

Appendix D:



Lighting and ventilation :

- 1- It is preferable that the lighting be between court and not directly above the court because it greatly affects the visibility of the shuttles as shown in the picture.
- 2- The presence of suction fans for ventilation in two opposite sides as a minimum.
- 3- The air conditioner must be directed horizontally to the wall or to the top and not be a so as not to affect the speed and direction of the shuttles



Appendix E:

.....

Specifications of the wall :

- 1- The wall must be free of windows or lighting because it affects the visibility of the shuttle during play.
- 2- The color of the wall should be dark and matte to control the shuttle .
- 3- It should not have any distractions such as bright colors
- 4- All walls should be of a uniform color.
- 5- lighting on the wall, it must be completely hidden.

Equipment:

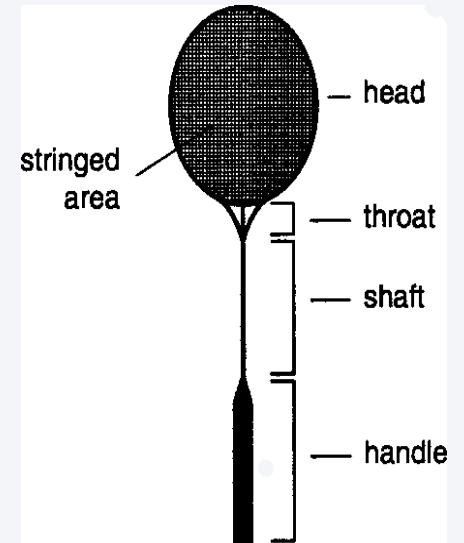
1- shuttlecock

- The feather of the shuttlecock must be made of synthetic materials. Whatever the material of the shuttle, the characteristic aviation of the shuttlecock must be similar to that made of natural feathers with a cork base covered with a thin layer of leather.
- Natural feather.
- The shuttlecock have 16 feathers fixed at the base.
- The length of the feather must be uniform between 62 mm and 70 mm from the top of the vane to its base.
- The top of the feathers is a circle, the diameter varies from 58 mm to 68 mm.
- Feathers must be securely fixed by a thread or other suitable material.
- The diameter of the base should be between 25 mm to 28 mm with roundness at the bottom of the base.
- The weight is between 4.74 g to 5.5 g.
- Unnatural/Artificial Badminton
- A lower part made of artificial feathers that simulate natural feathers is an alternative to natural feathers.
- The specification of the rule shall be as stated in clause 2.2.5.
- The measurements and weight standards shall be as in clause 2.2.2, clause 2.2.3 and clause 2.2.6. In any case, a variation in measurement and weight specifications not exceeding 10% may be accepted as a result of differences caused by gravity or specifications of industrial materials used compared to natural feathers.
- there is no difference in the overall design and the speed and flight of the vane, modifications in the above specifications , in places where weather conditions such as altitude or climate difference make the approved vane specifications inappropriate.

Equipment:

1- Racquet

- length of the racket frame shall not exceed 680 mm, 230 mm for the total width, and shall consist of the main parts described in clause 4.1.1 to clause 4.1.5 and as shown in Scheme C.
- The racket grip is the part in the racket.
- The string is the part of the racket that the player uses to hit the shuttlecock.
- The head is around the stringed area.
- The shaft connects the handle and the head (according to clause 4.1.5).
- Connects the throat (if any) leg to head the stringed area, should:
 - flat and composed of a pattern of cross-threaded that are either intertwined or interconnected at intersection; not more than 280 mm in total length and 220 mm in total width., the stringed may extend to the area that is considered the throat area. Provided that: the width of the string area is not more than 35 mm;
 - The length of the tendon area in general is not more than 330 mm.
 - The racket must be free of any object to it or any protrusions, other than those objects used specifically to limit ..., which are reasonable in size and position to achieve the purposes for which they are intended.
 - It must be free of any object that enables the player to make a fundamental change the racket.



4. Safety

- 4.1** Upon acceptance of the player, the player is required to submit a medical examination stating that the participant is medically fit and the club is held the full responsibility for that.
- To obtain it, please fill out the following form (player form): <http://sfsm.org.sa/mos20>
 - Then fill in the following form (hospital / clinic form): <http://sfsm.org.sa/mos10>
- 4.2** Having a certified physiotherapist for the team or a valid contract with a clinic from the Saudi Federation for Health Specialties. In the event that a specialist is available but not accredited, one can apply for accreditation by filling out the following form by the Saudi Federation for Sports Medicine (SFSM) <http://sfsm.org.sa/mos30>
- **** If needed, SFSM provides a list of physiotherapists. To request, please click on: <http://sfsm.org.sa/mos40>
- 4.3 First Aid** - Provide first aid kit with adequate equipment as it's stipulated here <http://sfsm.org.sa/mos70> as per SFSM's minimum standards, and to have an ambulance car during games & tournaments (if available).
- **** For your convenience, we have prepared a ready-made first aid kit, to obtain it please click on the below:
<http://sfsm.org.sa/nafes/>
- ✓ **Small Bag:** SAR 12,650 (up to 50 persons)
 - ✓ **Large bag:** SAR 14,375 (up to 100 persons)
- 4.4 Fire alarm system according to the requirements of the Civil Defense**

5. Competition

5.1 The Saudi Badminton Federations issue conditions and instructions governing internal and external participation in training camps, tournaments and competitions, and circulate them to the sports federations to work accordingly.

B/ Administrative Requirements



6. Membership

6.1 The organizer must be an official entity with a commercial register, bank account, and tax number.

6.2 Payment of customized fees to be deposited in the federation's bank account

(Saudi Badminton Federation)

7. Fees

7.1 One-time license issuance fee of SAR 50,000

7.2 Annual renewal fee of SAR 15,000

8. Violations & Penalties

8.1

	irregularities	Sanctions		
		Firs time	Second time	Third time
			Part	
1	Non-compliance with technical and administrative requirements	1000	2500	5000
2	Non-renewal of the annual license within 30 days of its expiry	2000	3500	6000
3	Non-compliance with regulations issued by the Federation	1000	1500	2500

THANK YOU